

Now Yesterday

Search:

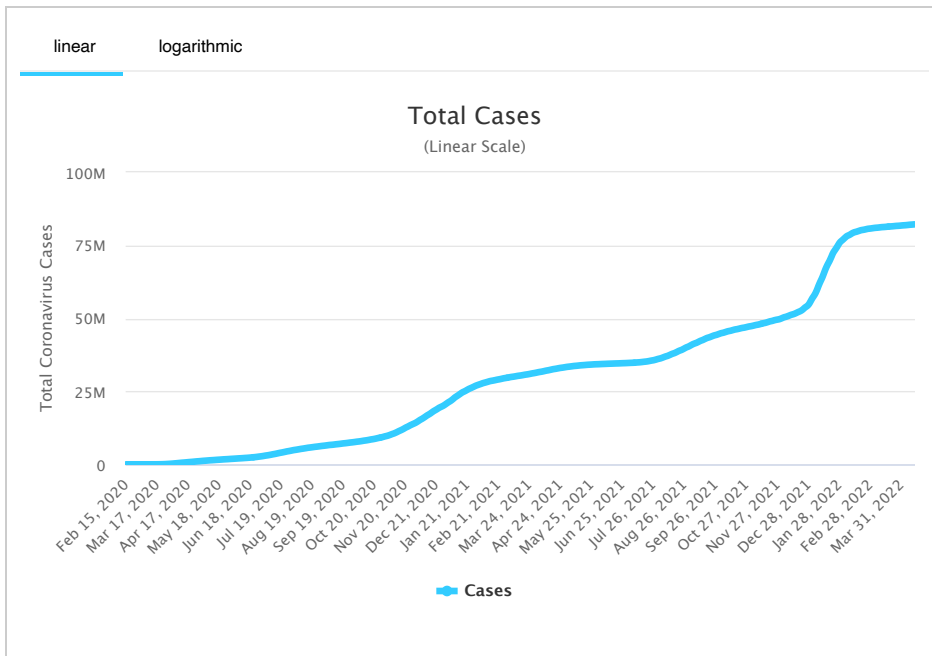
#	USA State	Total Cases	New Cases	Total Deaths	New Deaths	Total Recovered	Active Cases	Tot Cases/ 1M pop	Deaths/ 1M pop	Total Tests
	USA Total	82,192,880		1,014,114		80,052,028	1,126,738	248,315	3,064	993,28
1	California	9,135,078		89,555		8,893,777	151,746	231,196	2,267	156,95
2	Texas	6,782,818		88,183		6,608,240	86,395	233,924	3,041	63,29
3	Florida	5,916,544		73,622		5,797,548	45,374	275,473	3,428	56,28
4	New York	5,208,689		68,617		5,085,813	54,259	267,750	3,527	105,93
5	Illinois	3,088,725		37,800		3,006,322	44,603	243,748	2,983	57,89
6	Pennsylvania	2,792,250		44,446		2,731,857	15,947	218,111	3,472	25,70
7	Ohio	2,676,629		38,166		2,625,990	12,473	228,985	3,265	22,21
8	North Carolina	2,639,241		23,334		2,607,679	8,228	251,642	2,225	26,35
9	Georgia	2,505,343		37,428		2,447,351	20,564	235,965	3,525	24,52
10	Michigan	2,400,990		35,857		2,337,479	27,654	240,415	3,590	24,49
11	New Jersey	2,221,058		33,315		2,121,108	66,635	250,057	3,751	17,54
12	Tennessee	2,023,495		26,042		1,994,670	2,783	296,302	3,813	12,82
13	Arizona	2,016,797		29,823		1,962,648	24,326	277,081	4,097	19,07
14	Massachusetts	1,718,387		20,167		1,678,595	19,625	249,312	2,926	42,99
15	Indiana	1,693,565		23,509		1,566,730	103,326	251,561	3,492	19,53
16	Virginia	1,680,533		19,953		1,636,269	24,311	196,887	2,338	19,17
17	Wisconsin	1,593,166		14,380		1,563,982	14,804	273,625	2,470	15,84

18	<u>Washington</u> <u>(/coronavirus/usa/washington/)</u>	1,471,754	12,589	1,432,629	26,536	193,273	1,653	12,58
19	<u>South Carolina</u> <u>(/coronavirus/usa/south-carolina/)</u>	1,470,597	17,698	1,418,519	34,380	285,624	3,437	15,68
20	<u>Minnesota</u> <u>(/coronavirus/usa/minnesota/)</u>	1,435,914	12,694	1,419,318	3,902	254,611	2,251	19,47
21	<u>Missouri</u> <u>(/coronavirus/usa/missouri/)</u>	1,415,467	20,141	1,376,627	18,699	230,629	3,282	14,63
22	<u>Colorado</u> <u>(/coronavirus/usa/colorado/)</u>	1,361,600	13,090	1,301,597	46,913	236,441	2,273	17,19
23	<u>Kentucky</u> <u>(/coronavirus/usa/kentucky/)</u>	1,320,483	15,224	1,274,351	30,908	295,564	3,408	13,67
24	<u>Alabama</u> <u>(/coronavirus/usa/alabama/)</u>	1,297,461	19,441	1,221,079	56,941	264,616	3,965	7,50
25	<u>Louisiana</u> <u>(/coronavirus/usa/louisiana/)</u>	1,234,146	17,191	1,213,895	3,060	265,477	3,698	15,23
26	<u>Oklahoma</u> <u>(/coronavirus/usa/oklahoma/)</u>	1,035,300	14,010	1,020,414	876	261,640	3,541	5,47
27	<u>Maryland</u> <u>(/coronavirus/usa/maryland/)</u>	1,017,926	14,391	992,397	11,138	168,372	2,380	19,85
28	<u>Utah</u> <u>(/coronavirus/usa/utah/)</u>	928,621	4,730	920,842	3,049	289,655	1,475	9,40
29	<u>Iowa</u> <u>(/coronavirus/usa/iowa/)</u>	856,086	9,475	839,421	7,190	271,337	3,003	8,49
30	<u>Arkansas</u> <u>(/coronavirus/usa/arkansas/)</u>	833,948	11,325	821,330	1,293	276,343	3,753	6,79
31	<u>Mississippi</u> <u>(/coronavirus/usa/mississippi/)</u>	796,139	12,420	780,536	3,183	267,506	4,173	6,24
32	<u>Kansas</u> <u>(/coronavirus/usa/kansas/)</u>	770,977	8,501	760,025	2,451	264,639	2,918	2,26
33	<u>Connecticut</u> <u>(/coronavirus/usa/connecticut/)</u>	744,052	10,809	718,553	14,690	208,693	3,032	15,53
34	<u>Nevada</u> <u>(/coronavirus/usa/nevada/)</u>	715,498	10,501	689,785	15,212	232,293	3,409	6,87
35	<u>Oregon</u> <u>(/coronavirus/usa/oregon/)</u>	708,521	7,404	686,499	14,618	167,986	1,755	10,99
36	<u>New Mexico</u> <u>(/coronavirus/usa/new-mexico/)</u>	519,510	7,390	501,234	10,886	247,760	3,524	6,87
	<u>West Virginia</u>	498,643	6,777	491,540	326	278,238	3,781	5,97

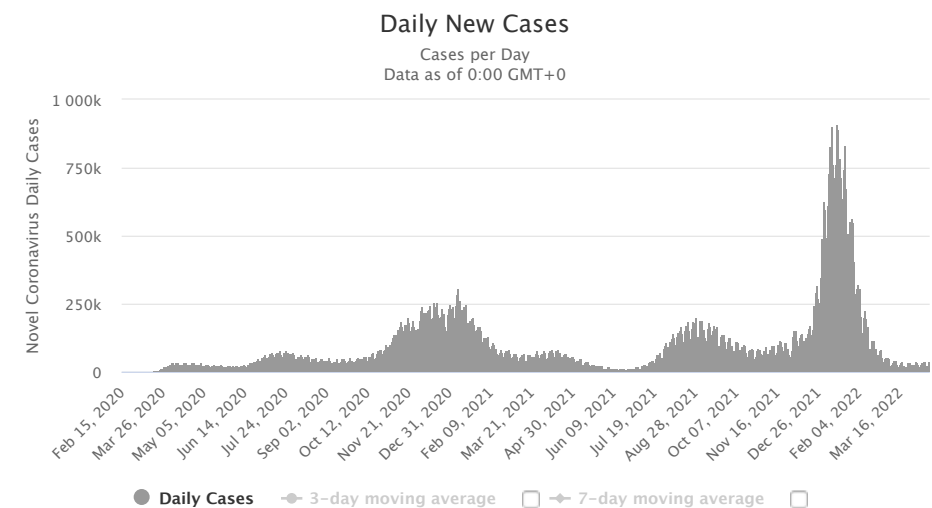
37	(/coronavirus/usa/west-virginia/)									
38	Nebraska (/coronavirus/usa/nebraska/)	478,334		4,190		472,762	1,382	247,277	2,166	5,43
39	Idaho (/coronavirus/usa/idaho/)	444,907		4,905		434,198	5,804	248,960	2,745	2,87
40	Rhode Island (/coronavirus/usa/rhode-island/)	365,009		3,527		354,647	6,835	344,556	3,329	7,70
41	New Hampshire (/coronavirus/usa/new-hampshire/)	304,793		2,463		300,576	1,754	224,160	1,811	4,63
42	Montana (/coronavirus/usa/montana/)	273,022		3,259		269,422	341	255,452	3,049	2,74
43	Delaware (/coronavirus/usa/delaware/)	259,570		2,884		254,049	2,637	266,564	2,962	1,01
44	Hawaii (/coronavirus/usa/hawaii/)	243,299		1,390		237,070	4,839	171,837	982	3,64
45	Alaska (/coronavirus/usa/alaska/)	241,959		1,202		234,834	5,923	330,751	1,643	4,10
46	North Dakota (/coronavirus/usa/north-dakota/)	240,109		2,251		237,680	178	315,078	2,954	61
47	Maine (/coronavirus/usa/maine/)	238,774		2,276		230,024	6,474	177,631	1,693	5,01
48	South Dakota (/coronavirus/usa/south-dakota/)	237,370		2,898		234,056	416	268,318	3,276	2,15
49	Wyoming (/coronavirus/usa/wyoming/)	156,264		1,796		154,406	62	269,998	3,103	1,39
50	District Of Columbia (/coronavirus/usa/district-of-columbia/)	139,160		1,333		133,890	3,937	197,181	1,889	3,06
51	Vermont (/coronavirus/usa/vermont/)	118,993		623		113,587	4,783	190,697	998	3,51
52	Puerto Rico	489,219		4,182		471,925	13,112	144,443	1,235	3,97
53	Guam	47,655		352		47,117	186			43
54	United States Virgin Islands	15,836		111		15,573	152			35
55	Northern Mariana Islands	11,203		34		11,142	27			10
56	American Samoa	5,444		17		2,972	2,455			1
57	Veteran Affairs	620,470		21,693		595,670	3,107			8,39
58	US Military	613,196		683		579,722	32,791			
59	Federal Prisons	68,993		300		68,535	158			12

60	Navajo Nation	53,179	1,740	51,358	81			51
61	Grand Princess Ship	122	7	115	0			
62	Wuhan Repatriated	3		3	0			
63	Diamond Princess Ship	46		46	0			
	Total:	82,192,880	1,014,114	80,052,028	1,126,738	248,315	3,064	993,28

Total Coronavirus Cases in the United States

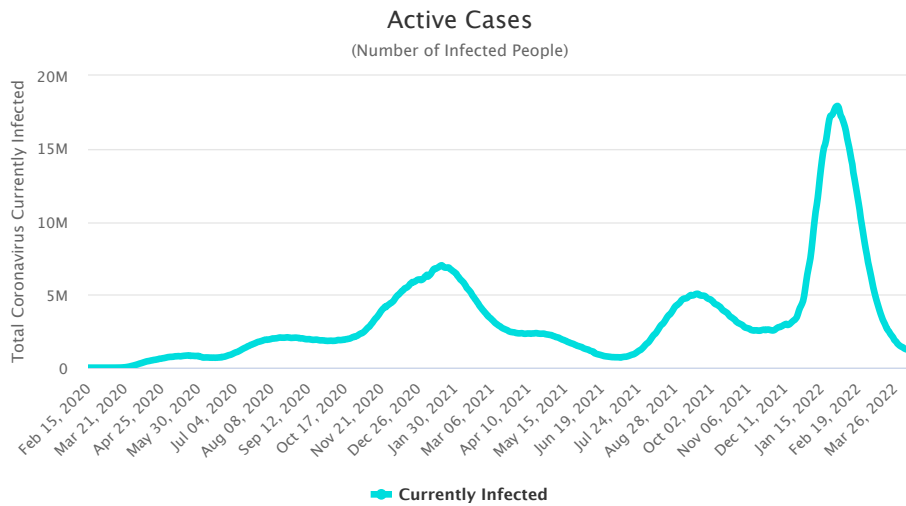


Daily New Cases in the United States

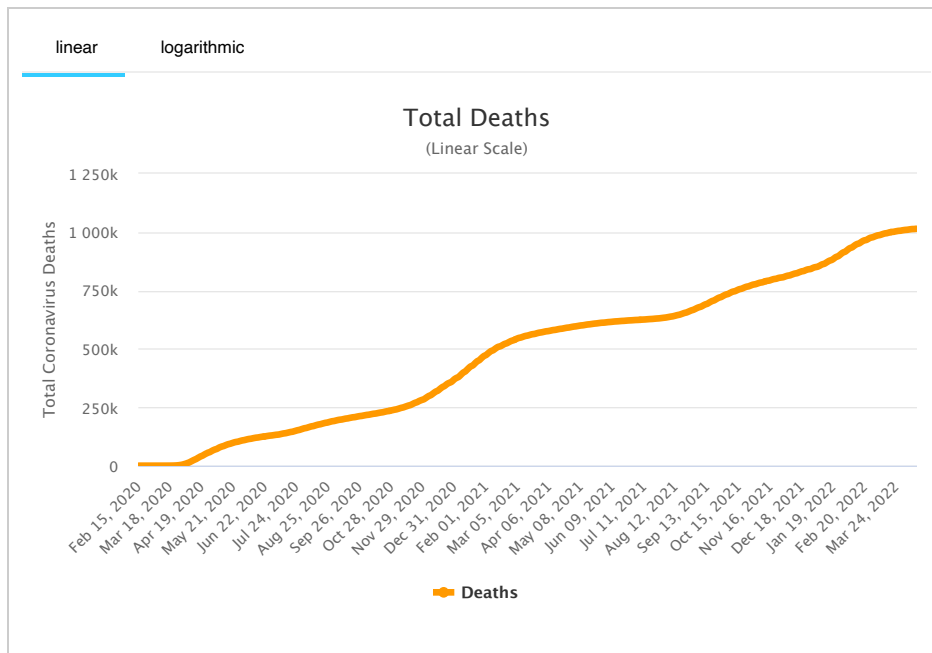


See also: [Daily Deaths Graph](#)

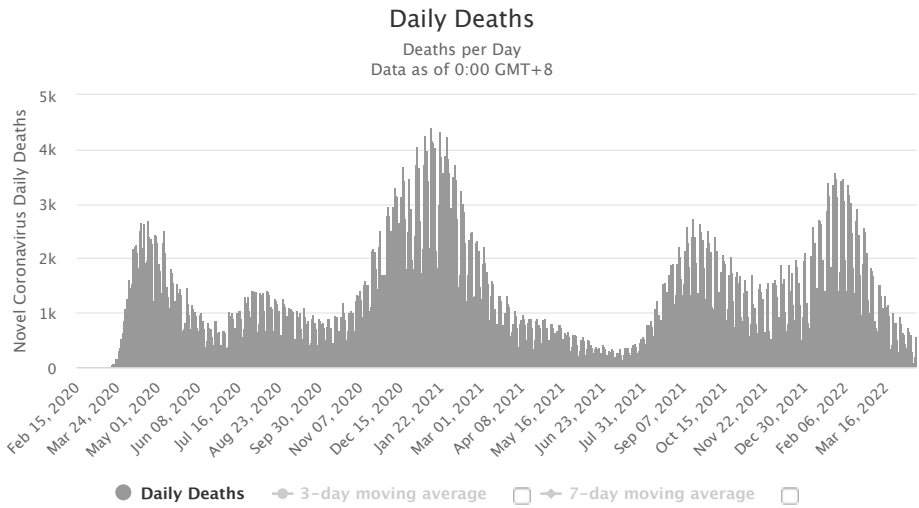
Active Cases in the United States



Total Coronavirus Deaths in the United States



Daily New Deaths in the United States



See also: [Daily Cases Graph](#)

Latest News

April 13 (GMT)

Updates

- 37,588 new cases and 331 new deaths in [the United States \(/coronavirus/country/us/\)](#)

April 12

April 11

April 10

April 9

April 8

[View More News](#)

Historical account of the initial stages of the epidemic in the United States

Content:

- First 20 cases in the United States
- Progression of first suspected cases
- Timeline of initial events
- Sources for the historical account

First 20 cases in the United States

Information collected on the first 20 domestic cases (not including repatriated cases and Diamond Princess cruise ship evacuee cases) is presented in the table below:

State	Cases	Sex	Age	Date	Case #	Location	Source
Oregon	1			Feb. 29	17 th	Washington C.	
Washington	2			Feb. 29	18, 19 th		
	1	M	30s	Jan. 21	1 st	Snohomish	[7]
Illinois	1			Mar. 1	20 th		
	1	M	60s	Jan. 30	6 th	Chicago	[12]
	1	F	60s	Jan. 24	2 nd	Chicago	[8]
California	2	unkn.	unkn.	Jan. 26	3 rd , 4 th	Orange C., L.A.	[9]
	1	M	adult	Jan. 31	7 th	Santa Clara C.	[17][18]
	1	F	unkn.	Feb. 2	9 th	Santa Clara C.	
	1	M	57	Feb. 2	10 th	San Benito C.	
	1	F	57	Feb. 2	11 th	San Benito C.	
	1		65	Feb. 28	16 th	Santa Clara C.	
	1			Feb. 21	13 th	Humboldt C.	
	1			Feb. 21	14 th	Sacramento C.	
	1			Feb. 26	15 th	[Northern California]	
Massachusetts	1	M	20s	Feb. 1	8 th	Boston	[16]
Arizona	1	unkn.	student	Jan. 26	5 th	Maricopa County	
Wisconsin	1			Feb. 5	12 th	Madison	

Patients Under Investigation (PUI) in the United States

CDC in the early stages released information regarding the number of cases and people under investigation that was updated regularly on Mondays, Wednesdays, and Fridays. Below we provide the historical reports that we were able to gather in order to track the progression in the number of suspected cases and US states involved through time in the initial stages

As of Feb. 10:

<i>Number of U.S. States with PUI</i>	<i>36</i>
Positive	12
Negative	318
Pending (specimens awaiting testing)	68
TOTAL	398

As of Feb. 7:

<i>Number of U.S. States with PUI</i>	<i>36</i>
Positive	12
Negative	225
Pending (specimens awaiting testing)	100
TOTAL	337

As of Feb. 5:

<i>Number of U.S. States with PUI</i>	<i>36</i>
Positive	11
Negative	206
Pending (specimens awaiting testing)	76
TOTAL	293

As of Feb. 3:

<i>Number of U.S. States with PUI</i>	<i>36</i>
Positive	11
Negative	167
Pending (specimens awaiting testing)	82
TOTAL	260

As of January 31:




<i>Number of U.S. States with PUI</i>	<i>36</i>
Positive	6
Negative	114
Pending (specimens awaiting testing)	121
TOTAL	241

Previously, as of January 29, there were 92 suspected cases awaiting testing.

--	--

Number of U.S. States with PUI	36
Positive	5
Negative	68
Pending (specimens awaiting testing)	92
TOTAL	165

Timeline of Events

-  On January 31, HHS declared Coronavirus a Public Health Emergency in the US (<https://www.hhs.gov/about/news/2020/01/31/secretary-azar-declares-public-health-emergency-us-2019-novel-coronavirus.html>)
As of Jan. 31, the Wuhan coronavirus is officially a public health emergency in the United States, Alex Azar, secretary of the US Department of Health and Human Services (HHS), announced at a White House press briefing.
-  On Jan. 31, the U.S. Centers for Disease Control and Prevention (CDC) **issued a federal quarantine for 14 days** affecting the 195 American evacuees from Wuhan, China. Starting Sunday, Feb. 2, U.S. citizens, permanent residents and immediate family who have visited China's Hubei province will undergo a **mandatory 14 days quarantine** and, if they have visited other parts of China, they would be screened at airports and asked to self-quarantine for 14 days. The last time the CDC had issued a quarantine was over 50 years ago in the 1960s, for smallpox.
-  President Donald Trump signed an order on Jan. 31 for the U.S. to **deny entry to foreign nationals who traveled to China** within the preceding two weeks, aside from the immediate family of U.S. citizens.
- On Jan. 30, the CDC had confirmed the **first case of person to person transmission in the U.S.:** ^[12] the husband of the Chicago, Illinois case who had returned from Wuhan, China on Jan. 13 and who tested positive for the virus on Jan. 24).
- CDC stated on Jan. 30 that "It is likely there will be more cases of 2019-nCoV reported in the U.S. in the coming days and weeks, including more person-to-person spread."^[12]
- The virus had been confirmed in **5 states**.
- On Jan. 31, **New York City** health officials vehemently denied the rumor regarding a coronavirus case in the city. ^[13] On Feb. 1, however, the city's health commissioner did report that there was a test being performed on a person under 40 who had returned from China, developed matching symptoms, and tested negative to the seasonal flu.
- Most US patients had recently visited Wuhan.**
- All of the first five U.S. cases were described as **mild**.
- A study on the first US case of novel coronavirus detailed mild symptoms followed by pneumonia (https://www.cnn.com/2020/01/31/health/washington-coronavirus-study-nejm/index.html?utm_term=link&utm_medium=social&utm_content=2020-02-01T00)

U.S. Airlines suspended ALL flights between the U.S. and China

On Friday, January 31, Delta, American and United announced they would temporarily suspend all of their mainland China flights in response to the coronavirus outbreak.^[14]

Prior to this January 31 announcement:

- UNITED AIRLINES**
on Jan. 28 had announced it would cut 24 flights between the U.S. and China for the first week of February.
- AMERICAN AIRLINES**

on Jan. 29 had announced it would suspend flights from Los Angeles to Shanghai and Beijing from Feb. 9 through March 27, 2020. It will maintain its flight schedules (10 daily A/R) from Dallas-Fort Worth to Shanghai and Beijing, as well as from Los Angeles and Dallas-Fort Worth to Hong Kong.

- **DELTA**

had not adjusted its schedule of direct flights from the U.S. to China. It is the only airline with direct flights to not take action so far.

The White House was considering issuing a ban on flights between the United States and China, as of late Jan. 28^[11]. Italy has announced on January 31 that it was suspending all flights to and from China following the first 2 cases of coronavirus in Italy.

Travel Alert: Do Not Travel to China

- The U.S. State Department on January 30 issued a **Level 4: Do Not Travel to China Alert** (<https://travel.state.gov/content/travel/en/traveladvisories/traveladvisories/china-travel-advisory.html>) ^[4] (the highest level of alert).
- Previously, on January 29, the advisory was set at a lower "Level 3: Reconsider Travel" advising not to travel to Hubei Province: (Level 4) and reconsider travel to the remainder of China (Level 3).
- The CDC on Jan. 28 issued a Level 3 Warning (<https://wwwnc.cdc.gov/travel/notices/warning/novel-coronavirus-china>), recommending that travelers **avoid all nonessential travel to China** ^[5].

Screening incoming passengers at 20 airports in the U.S.

On January 17, the CDC announced that 3 airports in the United States would begin screening incoming passengers from China: SFO, JFK, and LAX ^[6] Other 2 airports were added subsequently, and on January 28, the U.S. Department of Health and Human Services (HHS) announced that 15 additional U.S. airports (bringing the total to 20) would begin screening incoming travelers from China.

Below is the complete list of airports where screening for the 2019 Novel Coronavirus (2019-nCoV) is in place:

- Los Angeles International (LAX)
- San Francisco International (SFO)
- Chicago O'Hare
- New York JFK
- Atlanta Hartsfield-Jackson International
- Houston George Bush Intercontinental
- Dallas-Fort Worth International
- San Diego International
- Seattle-Tacoma International
- Honolulu International
- Anchorage Ted Stevens International
- Minneapolis-St. Paul International
- Detroit Metropolitan
- Miami International
- Washington Dulles International

- Philadelphia International
- Newark Liberty International
- Boston Logan International
- El Paso International
- Puerto Rico's San Juan Airport

Sources for the historical account

1. Novel Coronavirus (2019-nCoV) situation reports (<https://www.who.int/emergencies/diseases/novel-coronavirus-2019/situation-reports/>) - World Health Organization (<https://www.who.int/>) (WHO)
2. 2019 Novel Coronavirus (2019-nCoV) in the U.S (<https://www.cdc.gov/coronavirus/2019-ncov/cases-in-us.html>) - U.S. Centers for Disease Control and Prevention (<https://www.cdc.gov/>) (CDC)
3. Symptoms of Novel Coronavirus (2019-nCoV) (<https://www.cdc.gov/coronavirus/2019-ncov/about/symptoms.html>) - CDC
4. China Travel Advisory (<https://travel.state.gov/content/travel/en/traveladvisories/traveladvisories/china-travel-advisory.html>) - U.S. State Department, accessed January 31, 2020.
5. Novel Coronavirus in China - Warning - Level 3, Avoid Nonessential Travel (<https://wwwnc.cdc.gov/travel/notices/warning/novel-coronavirus-china>) - CDC, January 28, 2020.
6. Public Health Screening to Begin at 3 U.S. Airports for 2019 Novel Coronavirus ("2019-nCoV") (<https://www.cdc.gov/media/releases/2020/p0117-coronavirus-screening.html>) - CDC January 17, 2020
7. First Travel-related Case of 2019 Novel Coronavirus Detected in United States (<https://www.cdc.gov/media/releases/2020/p0121-novel-coronavirus-travel-case.html>) - CDC, January 21, 2020
8. Second Travel-related Case of 2019 Novel Coronavirus Detected in United States (<https://www.cdc.gov/media/releases/2020/p0124-second-travel-coronavirus.html>) - CDC, January 24, 2020
9. CDC confirms additional cases of 2019 Novel Coronavirus in United States (<https://www.cdc.gov/media/releases/2020/s0126-coronavirus-new-cases.html>) - CDC, January 26, 2020
10. 2019 Novel Coronavirus (2019-nCoV) in the U.S. (<https://www.cdc.gov/coronavirus/2019-ncov/cases-in-us.html>) - CDC, Updated January 29, 2020
11. White House considers ban on flights to China amid coronavirus outbreak (<https://eu.usatoday.com/story/travel/news/2020/01/28/white-house-considers-ban-china-flights-amid-coronavirus-outbreak/4602839002/>) - USA Today, Jan. 28, 2020
12. CDC Confirms Person-to-Person Spread of New Coronavirus in the United States (<https://www.cdc.gov/media/releases/2020/p0130-coronavirus-spread.html>) - CDC Press Release, Jan. 30, 2020
13. NYC Officials Deny Report Of Coronavirus Amid Confusion (<https://www.forbes.com/sites/sergeiklebnikov/2020/01/31/nyc-officials-deny-report-of-coronavirus-amid-confusion/#351e47b5652c>) - Forbes, Jan. 31, 2020
14. Delta, American, United to suspend all China mainland flights as coronavirus crisis grows (<https://eu.usatoday.com/story/travel/2020/01/31/coronavirus-china-flight-ban-delta-cuts-all-flights-white-house/4620989002/>) - USA Today, Jan. 31, 2020
15. Secretary Azar Declares Public Health Emergency for United States for 2019 Novel Coronavirus (<https://www.hhs.gov/about/news/2020/01/31/secretary-azar-declares-public-health-emergency-us-2019-novel-coronavirus.html>) - U.S. Department of Health and Human Services (HHS), Jan. 31, 2020
16. Man returning from Wuhan, China is first case of 2019 Novel Coronavirus confirmed in Massachusetts (<https://www.mass.gov/news/man-returning-from-wuhan-china-is-first-case-of-2019-novel-coronavirus-confirmed-in>) - Massachusetts Department of Public Health, Feb. 1, 2020
17. County of Santa Clara Public Health Department Reports First Case of Novel (new) Coronavirus (<https://www.sccgov.org/sites/phd/news/Pages/novel-coronavirus-1-31-2020.aspx>) - Santa Clara County Public Health, Jan. 31, 2020
18. Coronavirus: First case confirmed in Santa Clara County (<https://www.mercurynews.com/2020/01/31/santa-clara-coronavirus/>) - Mercury News, Jan. 31, 2020

worldometer (/)

[about \(/about/\)](#) | [faq \(/faq/\)](#) | [languages \(/languages/\)](#) | [contact \(/contact/\)](#) | [report coronavirus cases \(/report_us/\)](#)

[\(/newsletter-subscribe/\)](#) [\(https://twitter.com/Worldometers\)](#) [f \(https://www.facebook.com/Worldometers.info\)](#)

© Copyright Worldometers.info - All rights reserved - [Disclaimer & Privacy Policy \(/disclaimer/\)](#)



--	--